

**FOR REGAINING  
SEXUAL SPONTANITY  
AND QUALITY OF LIFE**



## **PATIENT INFORMATION**

Spark Wave® therapy for the treatment of  
erectile dysfunction and other urogenital  
indications



## DEAR PATIENT,


urogenital indications such as erection problems, abnormal penile curvature and/ or chronic pelvic pain often affect the quality of life of patients concerned.

Besides the actual symptoms the indications frequently also have a negative impact on sexuality as well as partnership.

With Spark Wave® therapy an innovative and long-term effective treatment option becomes now available for patients with urogenital problems.

Would you like to learn more about Spark Wave® therapy? Feel free to ask us for more detailed information. We wil gladly answer your questions.

**YOUR PRACTICE TEAM**



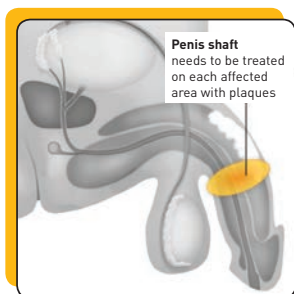
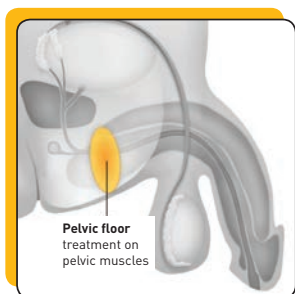
## WHAT ARE SPARK WAVES®?


Spark Waves® are most efficient shock waves that have been successfully used in lithotripsy for more than 30 years as well as for the treatment of orthopedic indications for more than 20 years. Spark Wave® therapy is non-invasive, effective and without any side effects.

## HOW DO SPARK WAVES® WORK ON UROGENITAL INDICATIONS?

Spark Waves® stimulate the affected tissue's self-healing power on cellular and vascular level. They promote the development of new blood vessels, an improved blood circulation, the stimulation of growth factors as well as - clinically proven - the migration of mesenchymal stem cells.

The combination of all factors results in a long-term amelioration of the patient's erectile function as well as to pain reduction, muscle relaxation and eventually to the healing of patients with chronic pain in the urogenital area.



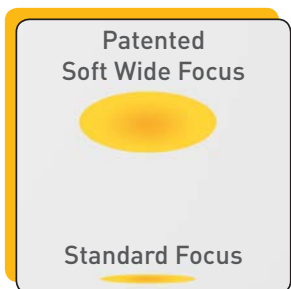
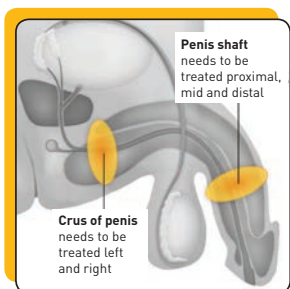



## INDICATIONS FOR SPARK WAVE® THERAPY

- Erectile dysfunction (ED)
- Abnormal penile curvature (IPP - Induratio Penis Plastica)
- Chronic pelvic pain syndrome (CPPS)

## THERAPY PROCEDURE

The Spark Wave® treatment of urogenital indications is performed on an out-patient basis. According to the diagnosis, the treatment area is determined by means of palpation and/ or ultrasound and marked accordingly. During the therapy process, ultrasound gel is applied and the therapy head is moved across the affected area whilst releasing the Spark Wave® pulses. The quantity and intensity of the Spark Wave® pulses vary depending on the indication.





## **DURATION AND NUMBER OF TREATMENT SESSIONS**

Depending on the indication, on average 4-6 treatment sessions are necessary that are applied weekly/ bi-weekly. The treatment itself only lasts a few minutes.

## **WHAT SIDE EFFECTS MAY OCCUR?**

The Spark Wave® therapy is pain free. No anesthesia is required. No severe side effects have been reported so far.

---

This information neither replaces the personal advice provided by a doctor or qualified medical professional nor represents a treatment recommendation. Only your doctor/ qualified medical professional may inform you whether your specific problem is suitable for Spark Wave® treatment.



## Your appointments for Spark Wave® therapy

Day						Date	Time
Mo	Tue	Wed	Thur	Fri	Sat		
Mo	Tue	Wed	Thur	Fri	Sat		
Mo	Tue	Wed	Thur	Fri	Sat		

### PRACTICE STAMP

